



INSPIRE COMPASSION



Animal Activity Book



AH

Kids!

Thank you for loving your pets and making them part of your families. You are critter care superheroes!

Parents!

We hope you enjoy this book with your child. Here are some ways to help your child be a good pet guardian and stay safe:

- Model kindness, caring, and respect.
- Involve your children in the care and training of your pets.
- Socialize your young pets by giving them many positive experiences with different animals, people, sounds, and situations.
- Supervise your child with any pet, even your own.
- Have your pets spayed and neutered.

Teachers!

Check lakesanimalfriendship.ca/resources and sdhumane.org/humaneathome for more resources, books and free materials.

Happy, healthy pets are part of happy, healthy families and communities!



Use your phone's camera to learn more!
These QR codes open helpful links.



This book belongs to: _____







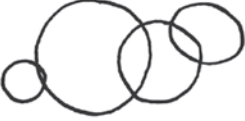





School: _____ Grade: _____

My current pet(s): _____


My favorite animal: _____

Animal I want to learn about: _____

How to Draw Animals


Step 1	Step 2	Step 3
		
		
		
		

Draw a picture of your pet or a pet you would like to adopt.
Write their name in the banner below.




Adoption is the Best Option

When you adopt a pet from a shelter or rescue, you pay an adoption fee. This fee includes many benefits that are important for the health and safety of your pet. Learn what they are as you help Lyla collect them on her journey through the shelter to her new family.



Start

Check the matching box as you collect each one!



When you adopt a pet, you open up a spot at the shelter to help another pet, and your adoption fee goes to help the shelter care for even more animals! You are a hero when you choose to adopt a pet!




Meet Your Match, and Save a Life

Remember, when you adopt a pet you are a superhero! Animal shelters and rescue groups help pets find homes with new families.

Before adopting a pet, always do your research! Having a pet is a BIG responsibility, and there is a lot to think about before making the decision to adopt:

- How long will the pet live?
- What supplies does the pet need?
- What food and how much does the pet eat?
- What is the pet's activity level?
- How much time does our family have to spend with a pet?



Match each pet with the family that is a good fit for them!

Pets who Need Homes	Families Looking for Pets
<p>a. Ollie is a medium-sized 2 year-old dog. He is silly and fun and has lots of energy! He wants to go everywhere and play with people and pets.</p> <p>Family: _____</p>	<p>The Crafty Family is looking to adopt a loving pet or two who want to play with their creative kids! These older kids love making homemade toys to keep their pets happy and entertained.</p>
<p>b. Mia & Tia are a bonded pair of rabbits. They love time out of their habitat to play with their people and explore new things, like a cardboard maze!</p> <p>Family: _____</p>	<p>Mr. and Mrs. Happy live in an apartment that allows pets. They are gone all day, but when they get home, they are happy to settle in for quiet evenings of cooking and board games.</p>
<p>c. Socks is a 13 year-old cat. This fluffy cat is a lazy love bug! He is happy to nap all day and curl up by his family's side and keep them company.</p> <p>Family: _____</p>	<p>The Outdoor Family is a loving bunch looking for a lively pet. The kids enjoy mountain biking and playing fetch with their rescue mutt Lucky. Their landlord allows dogs but not cats.</p>

Love, Love, Love Your Pets

(Sing to the tune of “Row, Row, Row Your Boat”)

Love, love, love your pets
Feed them every day
A bowl of water and a walk
It’s always fun to play

Love, love, love your pets
Teach them as they grow
To sit and stay and heel and come
And all they need to know

Love, love, love your pets
Brush them so they shine
Scoop their litter every day
Keep it smelling fine

Love, love, love your pets
Take them to the vet
They’ll help you tell your pets are well
Vets know what to check

Love, love, love your pets
Every night and day
A cozy bed to lay their head
And keep the cold away

Love, love, love your pets
Your pets will love you too
And know you are their superstar
In all the things you do




Do you love, love, love
to sing? Check out all
the fun critter care
singalong songs here.



Happy and Healthy Small Pets

Match the word to the correct drawing to learn what small pets need to be happy and healthy!

Exercise



Food and Water



Hide House



Treats and Chew Toys



Attention



Learn more about
small pet care here!



- Small pets need more space than you might think. When it comes to housing, bigger is better!
- Allow your pet to spend time with you and exercise outside of their cage or habitat each day!
- Many small pets are happiest with a buddy!


Tag - You're Mine!

How can you help your pet return home safely if they ever get lost? Always make sure your pet is wearing a collar and identification (ID) tags with your phone number and pet's name.

Happy to be home! Draw a happy face on this dog and fill in the ID tag with the pet's name and phone number.




- Puppies and kittens need larger collars as they grow up - check regularly to make sure they're not too tight!
- Cats should wear a "breakaway" collar in case they get caught on something.



Since collars and ID tags can fall off, ask your veterinarian or local shelter about getting your pet a permanent ID called a **microchip**! A microchip goes under your pet's skin, right between the shoulder blades, and stays there forever.



Learn more about microchipping here!



Other pets like rabbits, and even some turtles can be microchipped too!

Paws Off!

Our pets need special food made just for them, and they need the right amount of food to stay healthy. Always do your research and make sure the food is safe before giving it to your pet. There are many “human” foods that can make your pet sick.

Unscramble the words below to discover some unhealthy foods for your pets. Use the drawings to help!

ELOCHACTO

C _ _ _ _ _ T _ _



RESIRECH

_ H _ _ _ _ _ S _ _



Careful!
Some plants,
like lilies, can be
toxic to pets!

PEARGS

_ _ A _ _ _ S _ _



NOINO

O _ _ _ _ N _ _



Always
research before
giving any animal
a new food!

KEODCO IECKCHN NOEB

_ O _ K _ _ _ C _ _ _ K _ _ _ B _ _ _






OCADAOV

_ V _ _ _ _ _ O _ _



Check the ingredients for XYLITOL (sometimes called “birch sugar”). Xylitol can be found in some toothpastes, as well as foods like peanut butter, sugar-free candies, and gum. It is very poisonous to pets, so be sure to always check!

Color or circle the cat who is a healthy weight.



- If you can easily see your pet’s rib bones or hip bones, they may need more food, or they may need to see the vet.
- Be sure to fill your pet’s water bowl with fresh water each day, and clean their food and water bowls at least once a week.

Answers: CHOCOLATE, CHERRIES, GRAPES, ONION, COOKED CHICKEN BONE, AVOCADO

Training Builds Trust

Training keeps your pet safe, teaches them manners, and helps build a bond between you and your pet.

1. Make training fun and positive!
 - Keep it simple and be patient.
 - Practice a few minutes each day.
 - Use rewards that your pet loves most, like yummy treats, toys, and kind words.
2. Get the whole family involved and be consistent!
3. Reward your pet's behavior quickly. Your pet needs to know what they did right!
4. Never hit, yell at, or do anything to harm your pet.
 - The pet will associate pain and fear with you rather than the behavior, so it does nothing to change the behavior. It just makes them scared of you!
 - Using punishment does not teach your pet how to make better behavior choices in the future.



Put an "X" through the actions or items that use punishment. Color the items or methods that are used in positive training. Hint: There are five of each.



Don't Delay-Neuter or Spay!

Pets need an operation to prevent them from having babies. This operation is called spaying for females and neutering for males. Spay or neuter surgery provides benefits for you, your pet, and your community.

Use the Word Box below to help you fill in the blanks and learn about all of these benefits!

The majority of dog bites come from male dogs who have not been ¹¹ NEUTERED.

Spaying and neutering makes your pet ¹ _____ and better behaved.

Spaying or neutering your pet is the best way to prevent pet ³ _____ ⁹ _____ ² _____.

An animal doctor, called a ⁴ _____ ⁵ _____, will perform the surgery for your pet.

Pets who are spayed or neutered live an average of 3-5 _____ longer than pets who are not.

Spaying and neutering reduces spraying in cats and ¹⁰ _____ ⁷ _____ in dogs.

A pet who is spayed or neutered has a lower risk of getting ⁶ _____.

A dog can have two litters a year, and a cat can have ⁸ _____ litters a year.

Pets do not get _____ or lazy after a spay or neuter surgery.

Word Box

CANCER	MARKING	THREE
FAT	NEUTERED	VETERINARIAN
HEALTHIER	OVERPOPULATION	YEARS

If we spay or neuter our pets, what can every pet have?

Use the highlighted letters to discover the answer!





Answer ¹ ² ³ ⁴ ⁵ ⁶ ⁷ ⁸ ⁹ ¹⁰ ¹¹




Make Time to Play Every Day

Playtime is important for all our pets. Toys and play are fun for animals, just like they are for you, and they help keep minds and bodies active. For example, scratching and pouncing are natural behaviors for cats, so we need to provide them with scratching posts and toys that allow them to do this! Use toys - not hands - to safely play with your pet!

How many toys can you find?

- A. furry toys 
- B. ball toys 
- C. crinkle toys 
- D. mouse toys 



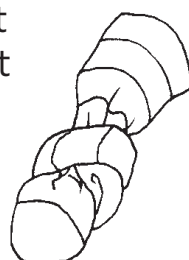
Make your own Kitty Sock Toy!

Old sock • Piece of crinkly, noisy paper

Crumple the piece of paper and shove it down into the toe of the sock. Tie a knot in the middle of the sock.

(Option: add a little catnip or draw a face on the sock for added fun!)

Find more Do-it-Yourself projects here!



Be a Good Friend

Have you spent time with your pet today?

Draw yourself spending time with an animal and being a good friend.




Illustration by Amanda Moeckel

There are many ways to show kindness and be a good friend.
Kindness can be in words and actions.

Create a Kind Acts Checklist and Make Them Happen!

Try these kind ideas:

- Take your dog for an extra walk.
- Make a cardboard maze for your hamster or guinea pig.

List two more kind ideas to do with your pets:

- _____
- _____

I Can Care for My Pet

When you add a pet to your family, you are making an important decision to care for that pet and provide them with everything they need.

Use the drawings and the Word Box to fill in the blanks, and then use the letters in the boxes to spell out the most important thing our pets need!

___ ___ ___ ___ ___ with tags to stay safe



Fun ___ ___ ___ ___ to play with and keep busy



Healthy ___ ___ ___ and ___ ___ ___



Comfortable ___ ___ ___ or place to sleep



___ ___ ___ ___ for grooming and staying clean



Visits to the ___ ___ ___ ___ ___ ___ ___ ___ ___ to stay healthy



___ ___ ___ ___ ___ to learn good manners





Daily play and ___ ___ ___ ___ ___



WORD BOX


bed	toys
brush	training
collar	veterinarian
exercise	water
food	



Respect My Feelings


Be a “doggie detective” and learn to keep everyone safe.

Happy dog! “Let’s be friends.”

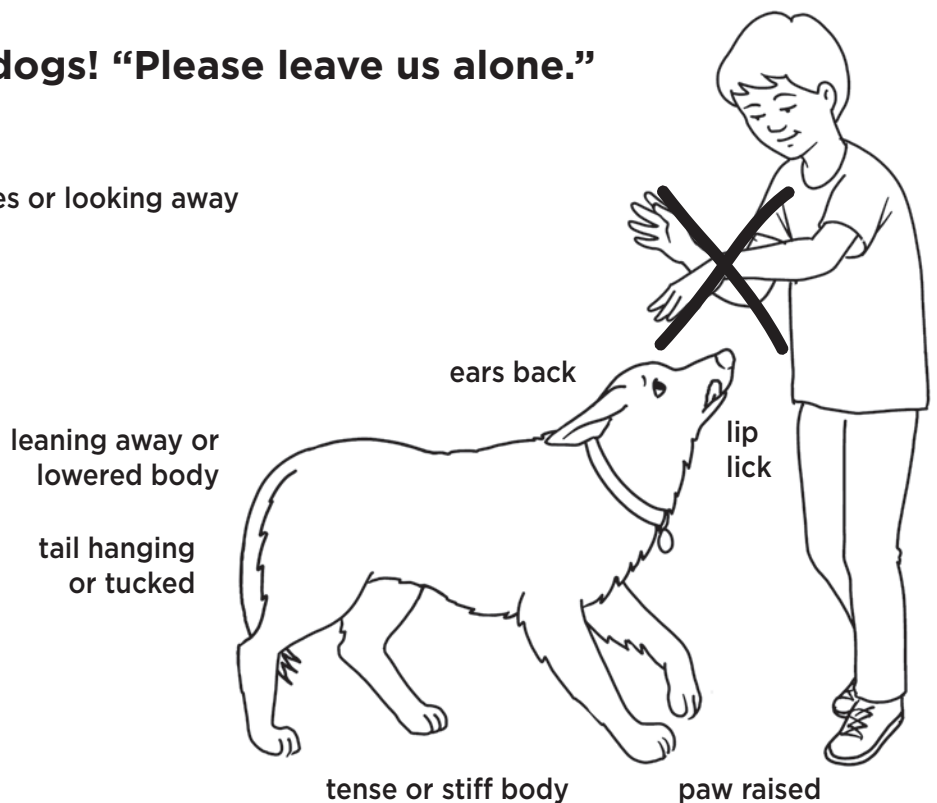


A wagging tail doesn't always mean a happy dog. Make sure the dog is showing all the happy signs.

Stressed dogs! “Please leave us alone.”




Remember, hugs and kisses are for people, not pets! Pets can feel trapped and scared and might bite.



How Are They Feeling?

Animals have feelings just like us. Understanding how pets feel can help us to show respect and build trust with them.


Draw a line to match the dog with the child who feels the same way.



Scared



Angry



Excited




Calm

How to Meet a Dog: WAIT

W is for WATCH

Is the dog on a leash?
Does the dog have friendly
body language?




A is for ASK

Ask your responsible adult.
Ask the dog's guardian.




I is for INVITE

Invite the dog to approach you by
patting your leg.
Let the dog choose to come to you.



T is for TOUCH

Stand to the side of the dog.
Pet gently on the dog's back or side.

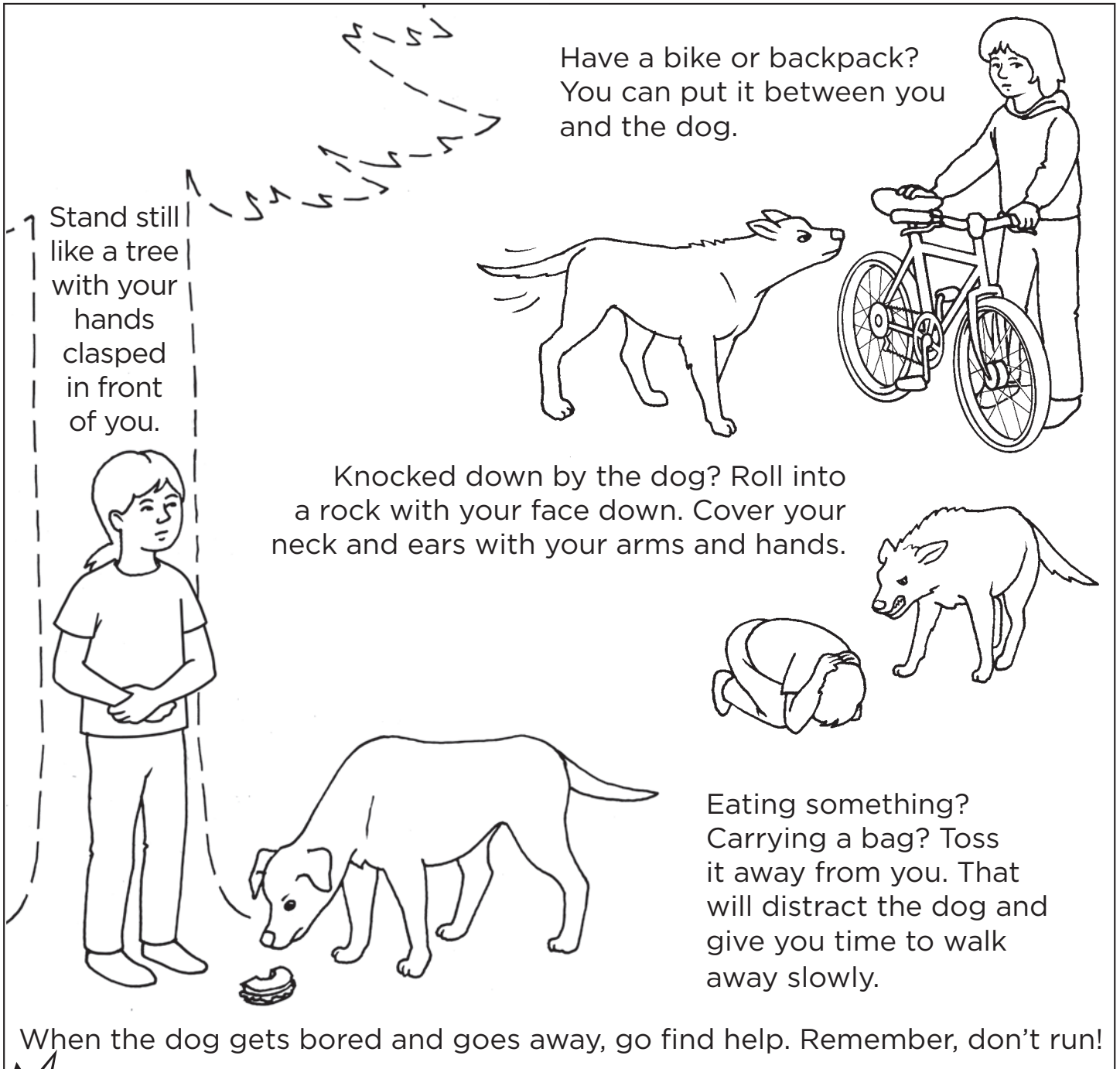


STOP! A Dog is Loose!

What if a loose dog you don't know rushes up to you? How do you stay safe?

Don't run. Dogs love to chase!

Don't stare at the dog. This can make the dog feel threatened.



Stand still like a tree with your hands clasped in front of you.

Have a bike or backpack? You can put it between you and the dog.

Knocked down by the dog? Roll into a rock with your face down. Cover your neck and ears with your arms and hands.

Eating something? Carrying a bag? Toss it away from you. That will distract the dog and give you time to walk away slowly.

When the dog gets bored and goes away, go find help. Remember, don't run!







- It can calm your own dog if you stand like a tree when they're getting excited.
- Keeping your own dog at home or on leash keeps everyone safe!

To Pet or Not to Pet?

Look at the dog's body language and what they are doing in each drawing.

If it is a safe time to pet, color the happy face.

If it is not a safe time to pet, color the frown face.

 <p>☺ ☹</p>	 <p>☺ ☹</p>
 <p>☺ ☹</p>	 <p>☺ ☹</p>
 <p>☺ ☹</p>	 <p>☺ ☹</p>

Only pet happy dogs!

Answer: Do not pet a dog who is eating, behind a fence, tied up, sleeping, or playing with or chewing a toy.


I Can Stay Safe with Dogs

Fill in the words below and make a promise to stay safe with dogs.
The first letter of the word is written for you.




- Every time I see a dog, I am going to stop and **W**_____.
- I will only go up to a new dog if they are on a **l**_____.
- Before petting a dog, I will first **a**_____ my responsible adult.
- I will not **c**_____ or try to pet a dog who is loose outside.
- If a loose dog comes near me, I will not run, but I will stand very still like a **t**_____.
- If I get knocked down by a dog, I will curl up like a **r**_____.
- I will pet a dog gently on the **b**_____ or side.
- I will not touch a dog who is **e**_____ or **s**_____.
- I will always be gentle and **k**_____ with my pets.

ask back chase eating kind leash rock sleeping tree WAIT

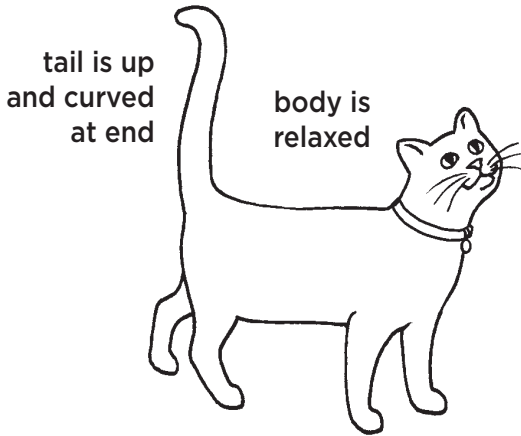
Color or circle the picture that shows the boy acting safely with the dog.



Color or circle the picture of the happy dog.

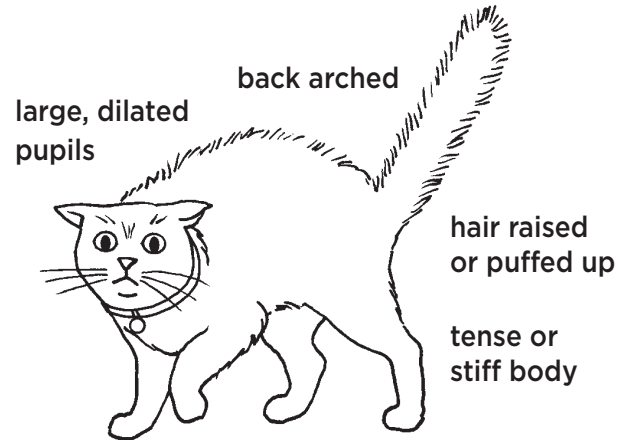


How Are These Cats Feeling?

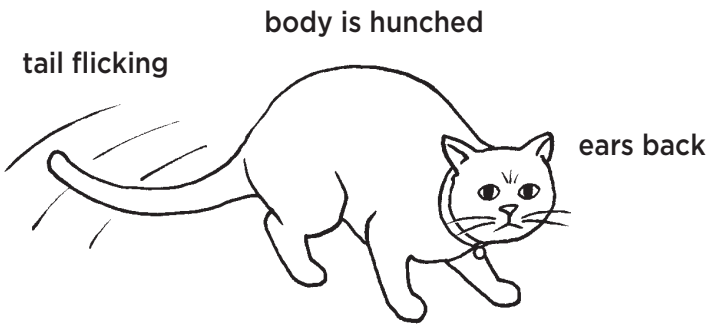


1. _____

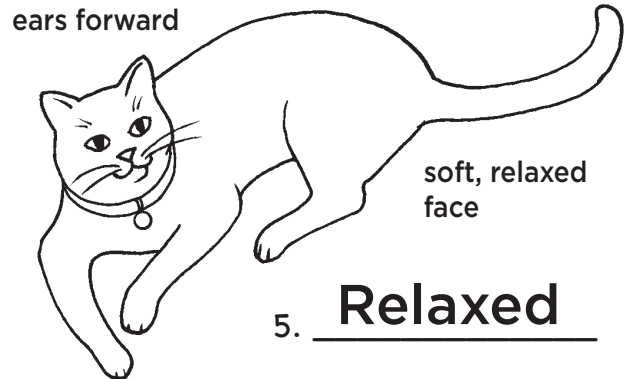
- ~~Relaxed~~
- Scared
- Angry
- Happy
- Worried




4. _____



2. _____



5. Relaxed



3. _____

Which of these cats are saying, "please leave me alone"?



A cat shows us how they are feeling with their whole body. Look carefully at their ears, mouth, and tail.

Caring for Community Cats

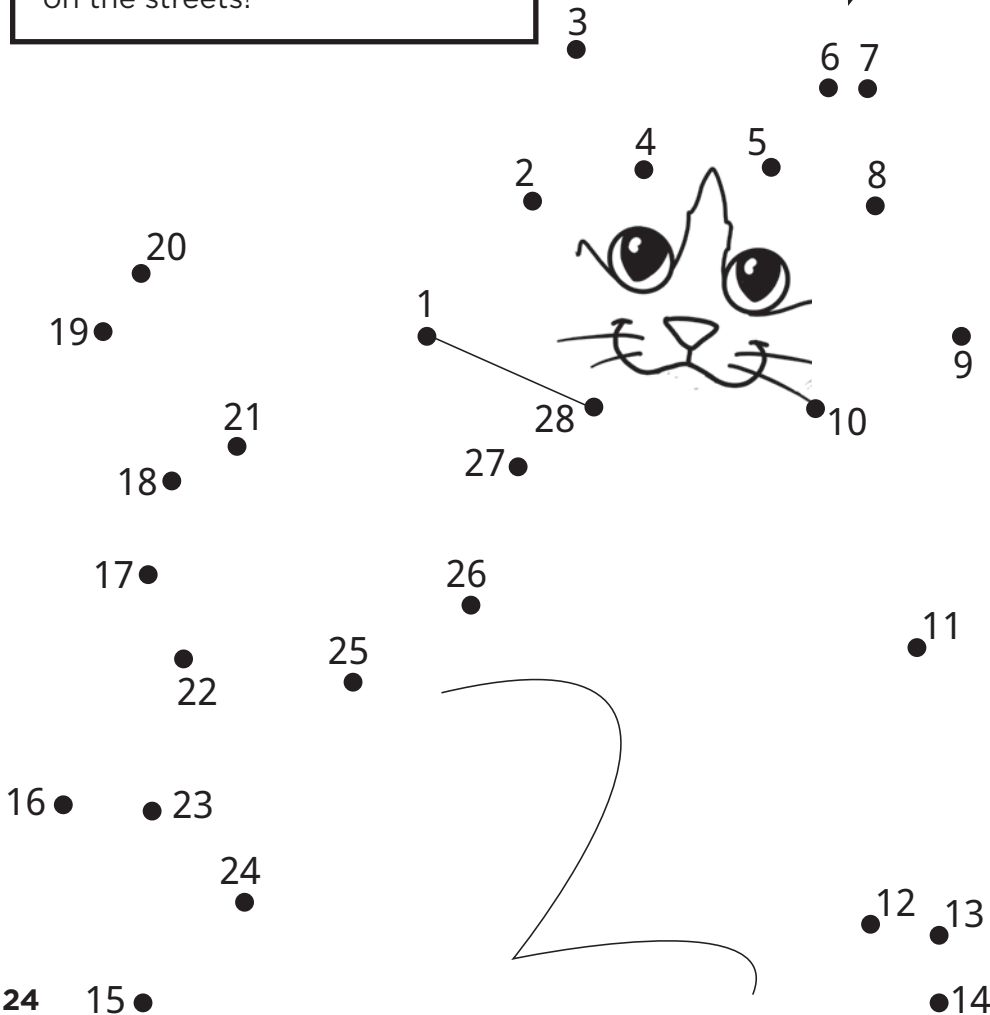
Community cats are all around - in backyards, streets, fields, and vacant lots. Community cats don't have a guardian, but they depend on the community to care and provide for them. Community cats can be shy or friendly, and some enjoy being near people, while others would rather run and hide. No matter what, we have a responsibility to be kind and care for them.

Connect the dots, and color the community cat below.




If a cat has an ear tip, that means they have already had a spay or neuter operation. This is important to help prevent more litters and more cats living on the streets!

Look for the ear tip!



Food & Water



Shelter



Spay or Neuter



Kindness



Color the Community Cats!

Can you find all 30 cats? That's how many kittens can be born from one unspayed cat in one year! Her kittens can have kittens at 4 months old! How many of the cats on this page still need to see the vet?*

*Answer: 12



The Four Ls

What's the best way to love wild animals?

Trace and color the local wildlife and write the name of each animal on the lines. Then use the circled letters to spell out an important message below!

Look

at them. Try using binoculars, a camera, or just observe with your own eyes!





Listen

to the sounds of nature all around you - what can you hear?



○ _____

Learn

about them. Read books, ask people. Write down your own observations.

○ _____ ○




Leave

them alone. Each animal is needed in their own environment, and it is safer for you and the animal to keep a distance.



○ _____







Keep wild animals _____ !

I Can Respect Wildlife

Pets depend on people for all of their needs, and they feel safe and happy being around us. Nature provides everything wild animals need to survive on their own, but they feel scared or upset around people.

For each animal below, circle "pet" if the animal is a pet, or circle "wild" if the animal is a wild animal.

<p>Pet Wild</p> 	<p>Pet Wild</p> 	<p>Pet Wild</p> 	<p>Pet Wild</p> 
--	--	---	--

Help not harm! You can make choices each day that help or harm wild animals.

Look at the pictures below and draw an "X" through the actions that can harm wildlife or our environment. Hint: There is one harmful action per row.

<p>Recycle</p> 	<p>Keep pets away</p> 	<p>Feed wildlife</p> 
<p>Plant native flowers</p> 	<p>Catch wildlife</p> 	<p>Cut plastic rings</p> 
<p>Litter</p> 	<p>Reuse items</p> 	<p>Pick up trash</p> 

Answers: Harmful actions: Feed Wildlife, Catch Wildlife, Litter

Careers with Critters

Do you love animals?

There are many different careers at an animal shelter!

Draw the missing item in each picture. Use the clues below.



The animal caregiver puts fresh food and water in the rabbit's **bowls** every morning.



A vet uses a **stethoscope** to listen to an animal's heartbeat.



The trainer gives the dog treats from the **pouch** on her belt.



The Humane Law Enforcement Officer uses a **microchip scanner** to help the lost dog.



I Can Help Animals

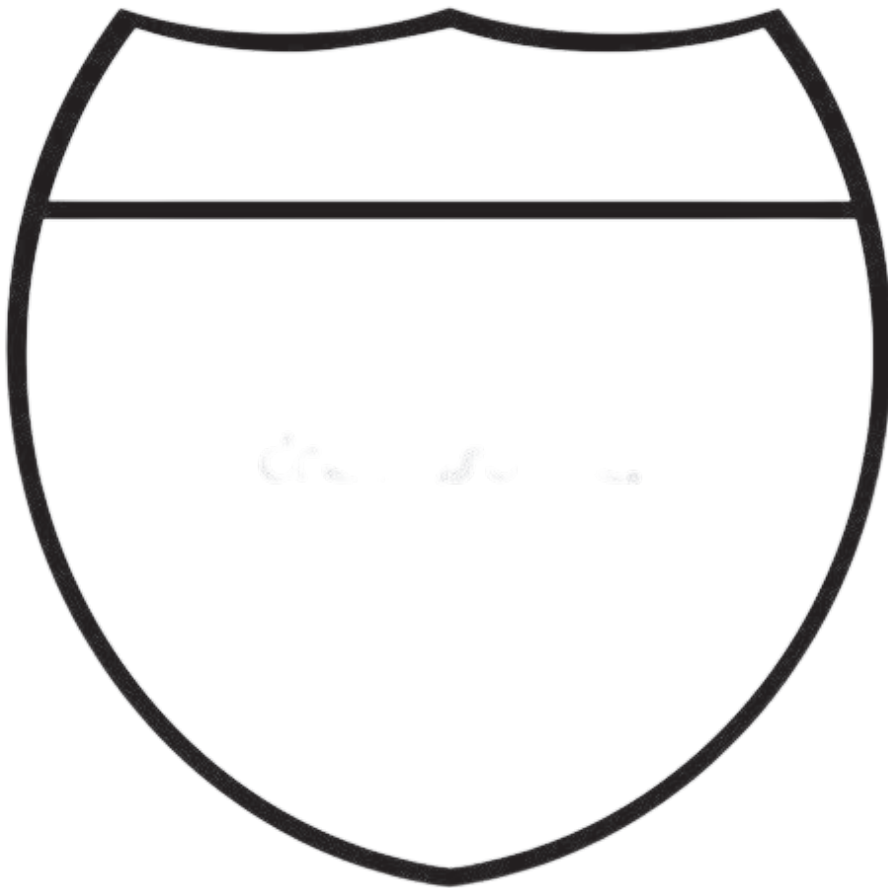
You can be a hero for animals by speaking up when you see an animal who needs help. Animals depend on people to care for them and keep them safe.

What does it look like when an animal needs help?

- They are skinny and don't have enough food or water.
- They live outside and don't have shelter.
- Their hair or fur is dirty and tangled, or their nails are too long.
- They are hurt or sick.
- They are lost or in an unsafe place.
- Someone is doing something to hurt them.

Animal shelters have special officers who help and protect animals.

Design your own Humane Law Officer badge below and write a slogan on the line that inspires kindness to animals.



I pledge to treat all animals with kindness and tell a trusted adult when I see an animal in need.

Signed: _____

Humane Hidden Message


Sniff out all of the important vocabulary words you have learned and circle them.

P	I	T	R	A	E	A	L	W	E	S	T	E	A	Y
T	R	A	I	N	I	N	G	N	P	P	C	V	S	C
H	O	O	S	E	N	R	R	A	O	K	O	O	I	T
N	D	N	E	E	E	I	Y	D	E	S	M	L	E	P
S	S	M	U	S	C	F	A	L	S	L	F	V	Y	O
E	H	T	P	H	V	V	N	R	N	T	O	R	Z	S
M	E	E	M	M	K	M	E	G	E	N	R	A	G	I
R	C	E	L	R	I	S	U	M	C	S	T	L	R	T
T	N	O	Q	T	C	C	C	V	I	G	L	L	O	I
T	V	E	U	U	E	P	R	O	L	A	B	O	O	V
S	A	F	E	T	Y	R	I	O	E	T	M	C	M	E
E	X	E	R	C	I	S	E	L	C	X	G	V	I	L
E	L	C	Y	C	E	R	J	K	X	H	I	E	N	Z
V	A	C	C	I	N	A	T	I	O	N	I	S	G	V
Z	P	F	Y	L	I	M	A	F	H	J	S	P	T	W

adopt
comfort
exercise
license
neuter
rescue
shelter
training

coexist
ear tip
family
love
positive
respect
spay
vaccination

collar
enrichment
grooming
microchip
recycle
safety
tags
vet



Found all the words? Now, start in the top left corner and find the letters that are not in circles. Write the letters in the blanks below. Stop when you have revealed the hidden message!

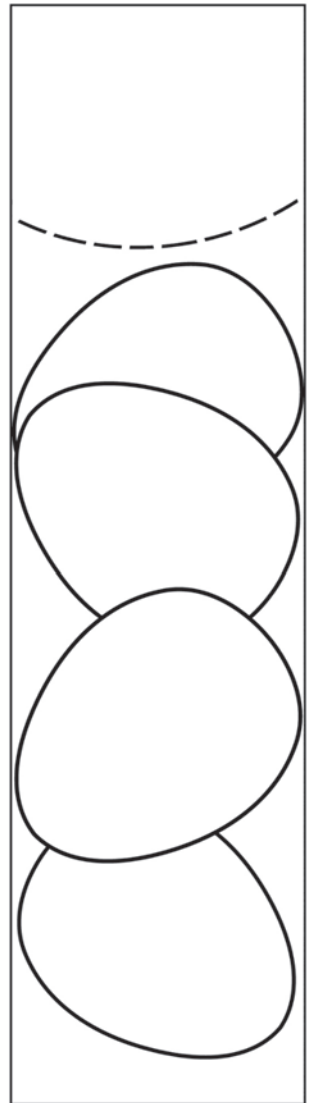
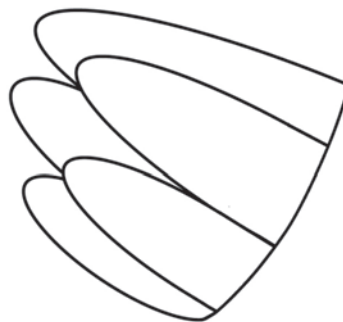

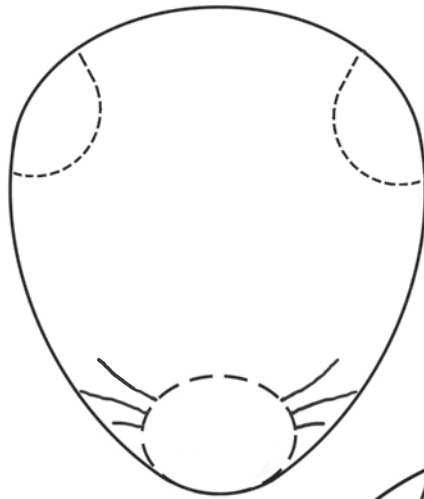

Hidden message:

_____!

Reading Buddies




1. Colour all pieces and draw eyes on the heads.
2. Cut out the pieces.
3. Glue the pieces together.
4. Enjoy learning about animals with your Reading Buddies!



Here are three of the many awesome things about chickens!

- They are descended from the dinosaurs.
- They love a bath... in dust! It keeps their feathers clean.
- They form strong friendships in their flock.








Here are three cool facts about our rat friends!

- They are super clean, and groom themselves more than cats.
- They can be trained to give “high fives”, to fetch, and to roll over.
- Their ears turn pink and they wag their tail when they are happy!

Promises to Your Pets - and the Other Animals in Your Life!

Did you know there are “Five Freedoms” that every animal deserves, so they can be happy, healthy, and safe?

Learn the “Five Freedoms”, and complete the “Five Promises to the Animals in My Life” using the words from the word box below. Honoring these promises will give your animals their “Five Freedoms”!

The Five Freedoms	Five Promises to the Animals in My Life
 <p>Freedom from hunger and thirst</p>	<p>I PROMISE to give you healthy _____ and fresh _____ every day so you are not hungry or thirsty.</p>
 <p>Freedom from discomfort</p>	<p>I PROMISE to give you a space that is not too hot or too _____ or too small so that you are comfortable and have a _____ enough place to rest and move around.</p>
 <p>Freedom from pain, injury, or disease</p>	<p>I PROMISE to take you to the _____ when you are sick or _____ and to get your shots and exams each year to keep you healthy.</p>
 <p>Freedom to express normal behavior</p>	<p>I PROMISE to let you do the things that make you _____ and come naturally to you so you don't feel _____ or lonely.</p>
 <p>Freedom from fear or distress</p>	<p>I PROMISE to protect you and look after you so that you are _____ and do not feel _____.</p>

big bored cold food happy hurt safe scared vet water



Think of all the different ways your needs are the same as the animals in your life!

Kindness Club

Kindness to people and animals makes this world a better place for everyone.



I, _____,

(write your name here)

will be kind in everything I do.

I promise to:

- Give my pets food, water, exercise, and love.
- Be gentle, quiet, and calm around animals.
- Leave wild animals alone and respect their habitats.
- Help the environment by recycling and creating less waste.
- Ask for permission before petting an animal.
- Pay attention to an animal's body language to understand how they are feeling.
- Visit an animal shelter when looking for a pet for our family.
- Listen to my family and be helpful.
- Be kind to myself and others.
- Be a Critter Care Superhero and share what I have learned.

